TECH PUBLIC
台舟电子

TPBAV19W

Switching Diode

www.sot23.com.tw

Features

- Fast switching speed
- Surface mount package ideally suited for automatic insertion
- For general purpose switching applications

APPLICATIONS

- Surface mount fast switching diode

Ordering Information

- Shipping Qty:3000/7inch Tape& Reel



SOD123

PIN	DESCRIPTION
1	Cathode
2	Anode

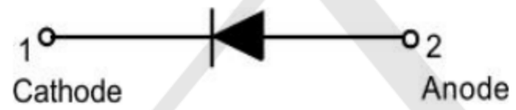

Absolute Maximum Ratings (T_A=25°C unless otherwise noted)

Characteristic	Symbol	TPBAV19-123	TPBAV20-123	Unit
Non-Repetitive Peak Reverse Voltage	V_{RM}	120	200	V
Peak Repetitive Reverse Voltage Working Peak Reverse Voltage DC Reverse Voltage	V_{RRM} V_{RWM} V_R	100	150	V
RMS Reverse Voltage	$V_{R(RMS)}$	71	106	V
Average Rectified Output Current	I_o	200		mA
Non-Repetitive Peak Forward Surge Current @t=1.0 us @t=1.0 s	I_{FSM}	2.5 0.5		A
Power Dissipation	P_d	250		mW
Thermal Resistance Junction to Ambient Air	$R_{\theta JA}$	500		℃/W
Operating and Storage Temperature Rage	T_j,T_{STG}	-65 to +150		℃

Electrical Characteristics (T_A=25°C unless otherwise noted)

Characteristic	Symbol	Min	Max	Unit	Test Condition
Reverse Breakdown Voltage **TPBAV19-123** **TPBAV20-123**	$V_{(BR)R}$	120 200		V	I_R=100uA
Maximum Forward Voltage	V_{F1} V_{F2}	-	1.0 1.25	V	I_F=100mA I_F=200mA
Reverse Current **TPBAV19-123** **TPBAV20-123**	I_R	-	0.1	μA	V_R=100V V_R=150V
Junction Capacitance	C_j	-	5.0	pF	V_R=0,f=1.0MHz
Reverse Recovery Time	t_{rr}	-	50	ns	I_F=I_R=30mA, I_{rr}=0.1×I_R,R_L=100Ω

Typical Electrical Characteristic Curves

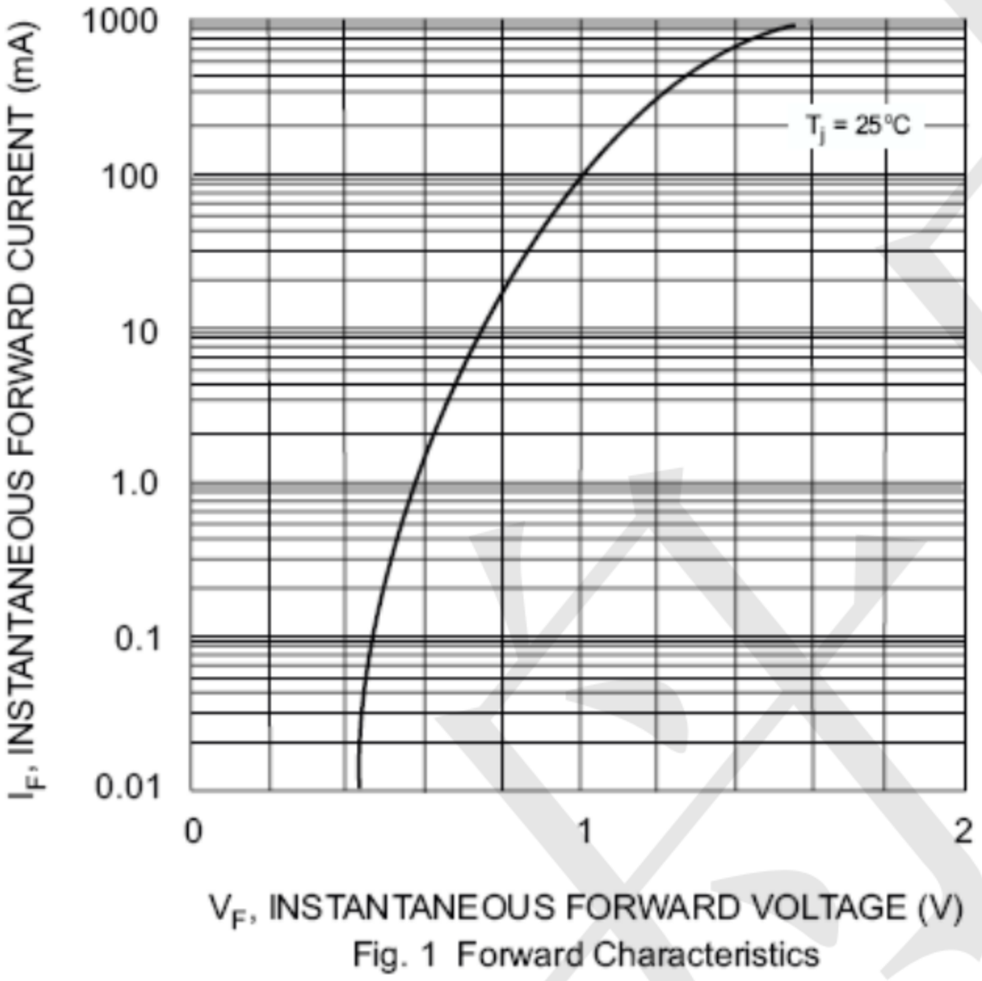

Fig. 1 Forward Characteristics

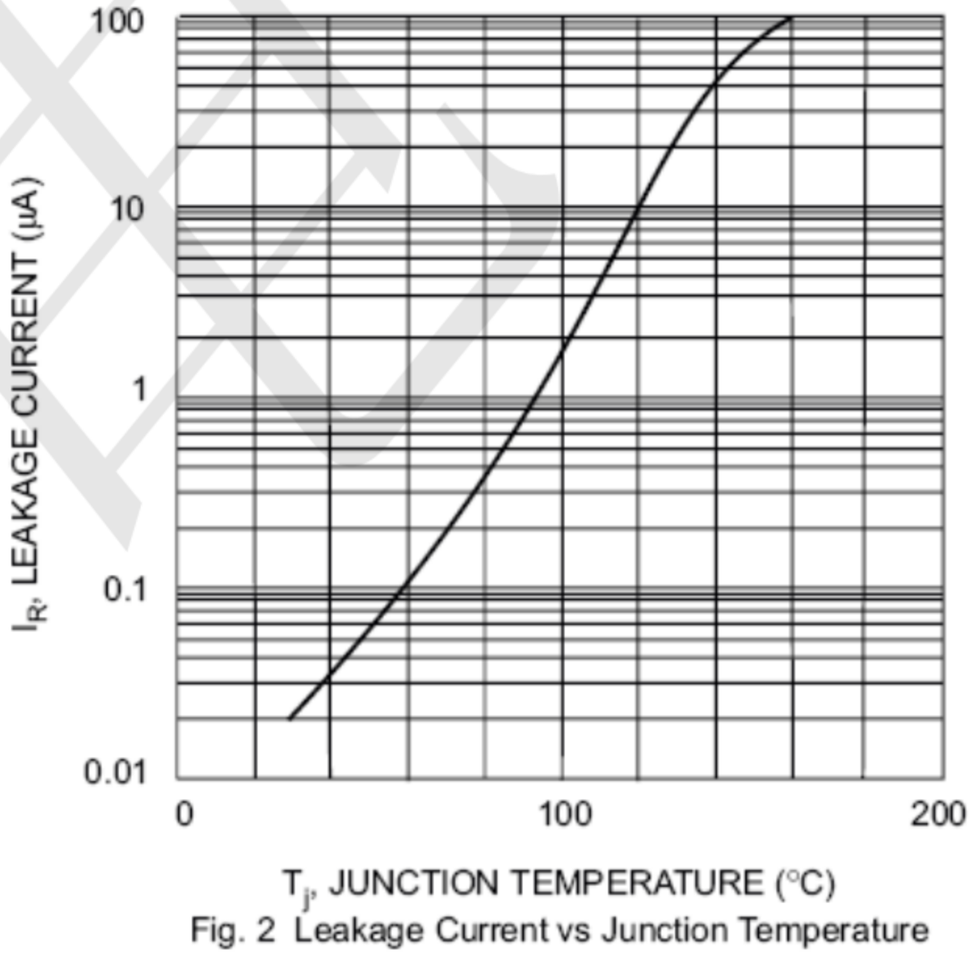

Fig. 2 Leakage Current vs Junction Temperature

Outline Drawing - SOD123 (unit: mm)

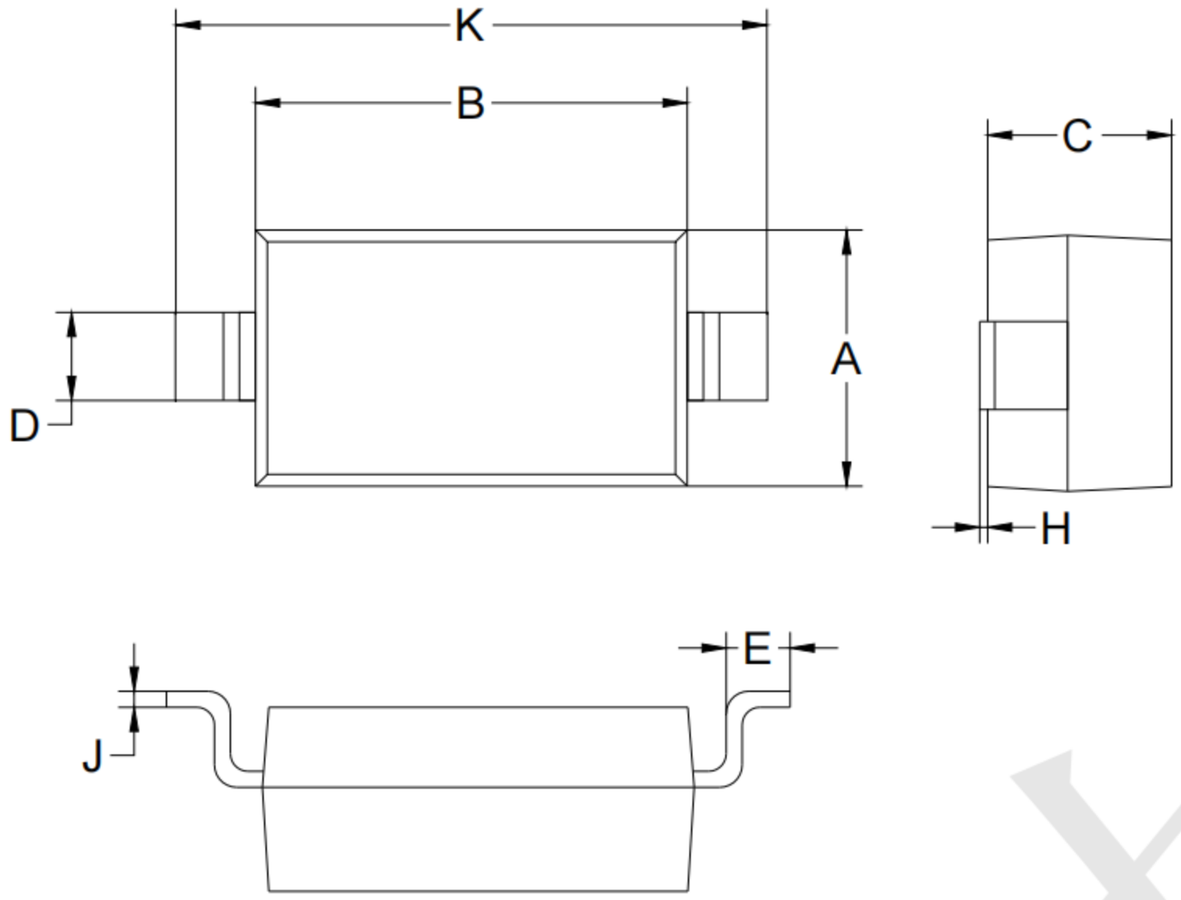

SOD-123		
Dim	Min	Max
A	1.45	1.75
B	2.55	2.85
C	1.00	1.30
D	0.50	0.60
E	0.25	0.45
H	0.02	0.10
J	0.05	0.15
K	3.55	3.85

Mounting Pad Layout-SOD123 (unit: mm)

