TECH PUBLIC
台舟电子

TPBAV20WS

Switching Diode

www.sot23.com.tw

Features

- Fast switching speed
- High conductance

APPLICATIONS

- Surface mount fast switching diode

Ordering Information

- Shipping Qty:3000/7inch Tape& Reel

SOD323





PIN	DESCRIPTION
1	Cathode
2	Anode

Absolute Maximum Ratings (T_A=25°C unless otherwise noted)

Characteristic	Symbol	TPBAV19-323	TPBAV20-323	Unit
Repetitive Peak Reverse Voltage	V_{RRM}	120	200	V
Working Peak Reverse Voltage DC Reverse Voltage	V_{RWM} V_R	100	150	V
RMS Reverse Voltage	$V_{R(RMS)}$	71	106	V
Average Rectified Output Current	I_o	200		mA
Non-Repetitive Peak Forward Surge Current @t=1.0 μs @t=1.0 s	I_{FSM}	2.5 0.5		A
Repetitive Peak Forward Surge Current	I_{FRM}	625		mA
Power Dissipation	P_d	200		mW
Thermal Resistance Junction to Ambient Air	$R_{\theta JA}$	625		℃/W
Operating and Storage Temperature Rage	T_j,T_{STG}	-65 to +150		℃

Electrical Characteristics (T_A=25°C unless otherwise noted)

Characteristic	Symbol	Min	Max	Unit	Test Condition
Reverse Breakdown Voltage **TPBAV19-323** **TPBAV20-323**	$V_{(BR)R}$	 120 200		V	I_R=100uA
Forward Voltage	V_{FM}	-	1.0 1.25	V	I_F=100mA I_F=200mA
Reverse Current **TPBAV19-323** **TPBAV20-323**	I_R	-	0.1 0.1	μA	V_R=100V V_R=150V
Capacitance between terminals	C_T	-	5	pF	V_R=0,f=1.0MHz
Reverse Recovery Time	t_{rr}	-	50	ns	I_F=I_R=30mA, I_{rr}=0.1×I_R,R_L=100Ω

Typical Electrical Characteristic Curves

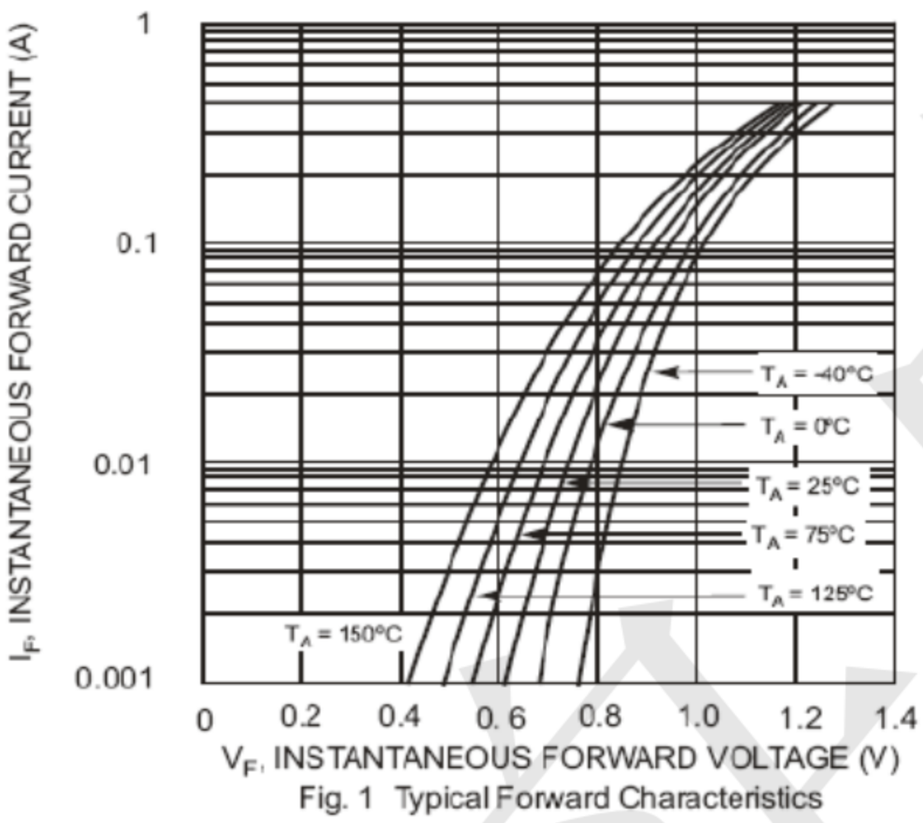

Fig. 1 Typical Forward Characteristics

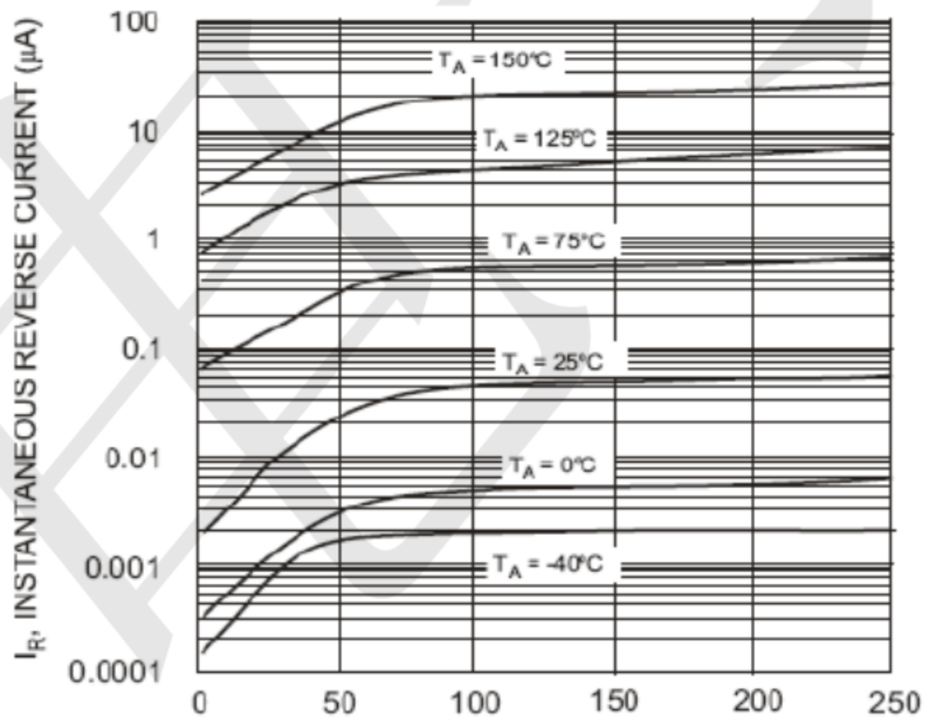

Fig. 2 Typical Reverse Characteristics

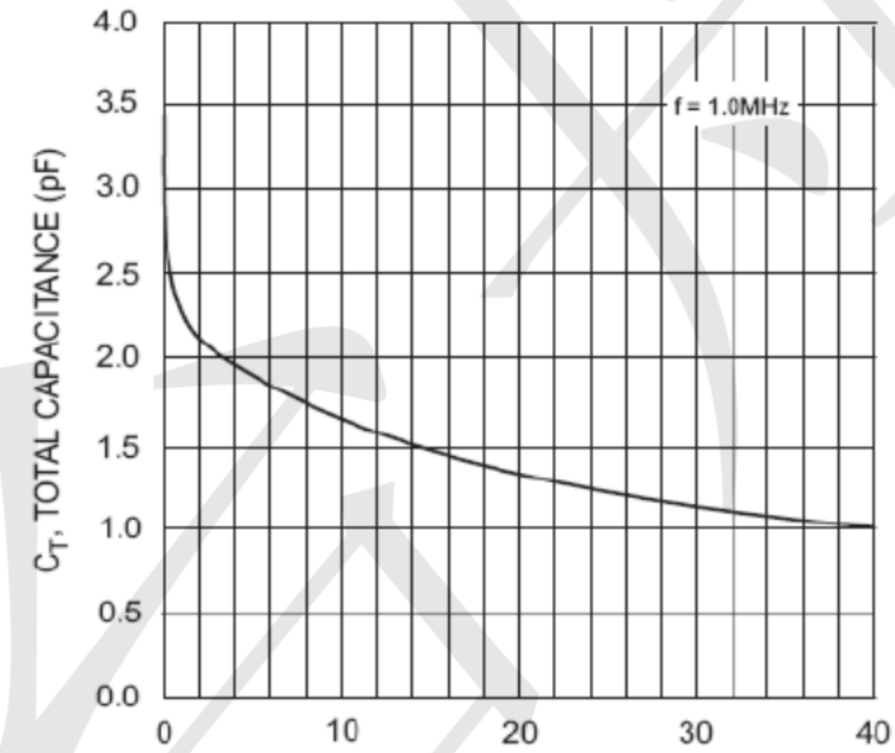

Fig. 3 Typical Capacitance vs. Reverse Voltage

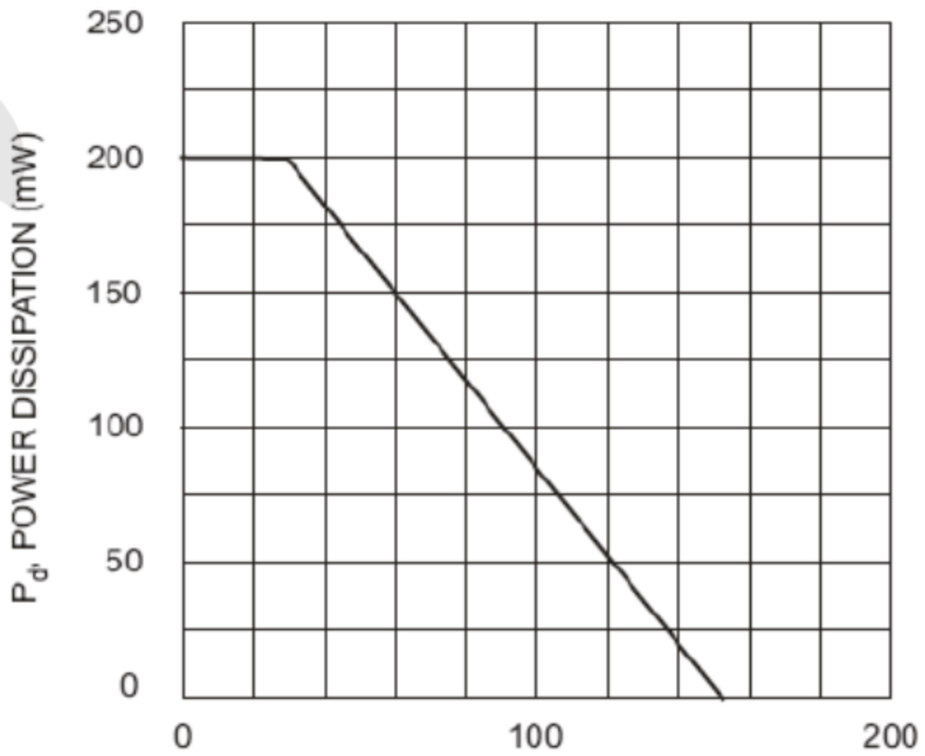

Fig. 4 Power Derating Curve, Total Package

Outline Drawing - SOD323 (unit: mm)

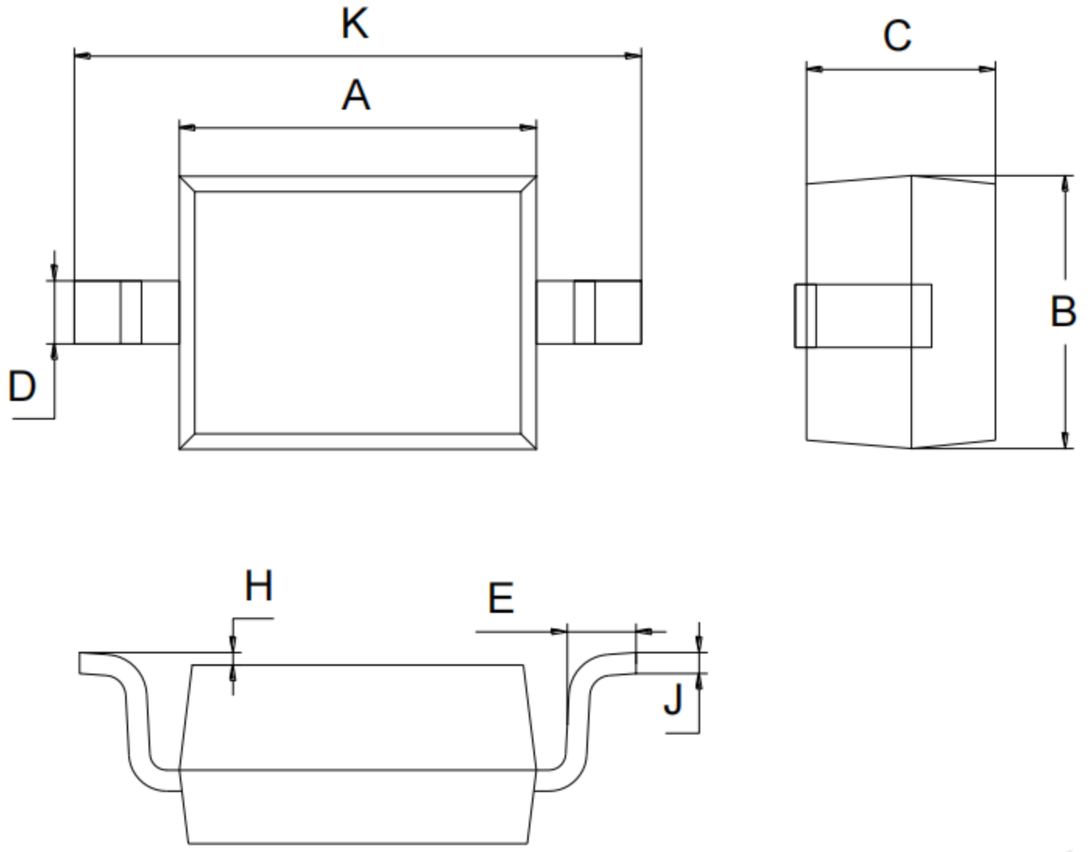

SOD-323		
Dimension	**Min.**	**Max.**
A	1.60	1.80
B	1.20	1.40
C	0.80	0.90
D	0.25	0.35
E	0.22	0.42
H	0.02	0.10
J	0.05	0.15
K	2.55	2.75

Mounting Pad Layout-SOD323 (unit: mm)

